



Financial Results 1H2021

conference call

Rome, 6th August 2021

AGENDA

1. Remind on business model
2. Financial Result as at 30th June 2021
3. Some pictures Business model Pillars
4. Outlook 2021

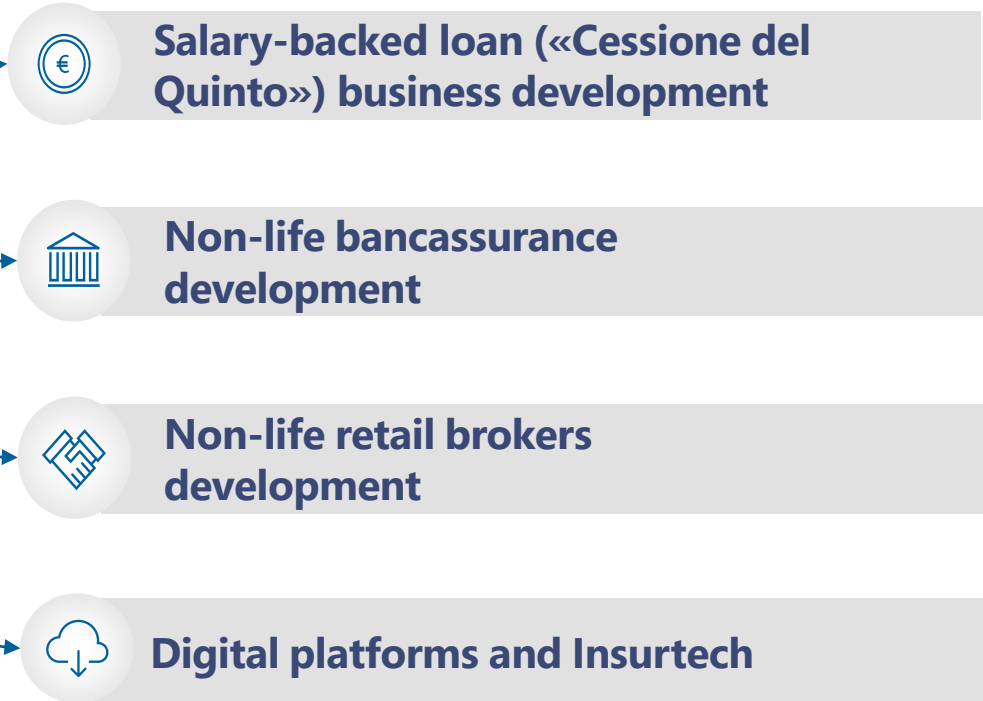
Remind on business model

Business Model

Mission

*Building an open and independent
B2B2C platform specialising in
people and property protection
business, by capitalising on every
opportunity provided by digital
technologies*

Strategic Pillars



A business model, sustained by a strong Governance model and based on a multi-specialist approach, where *protection* and *digital* add up to make NET a reference player in the insurance market

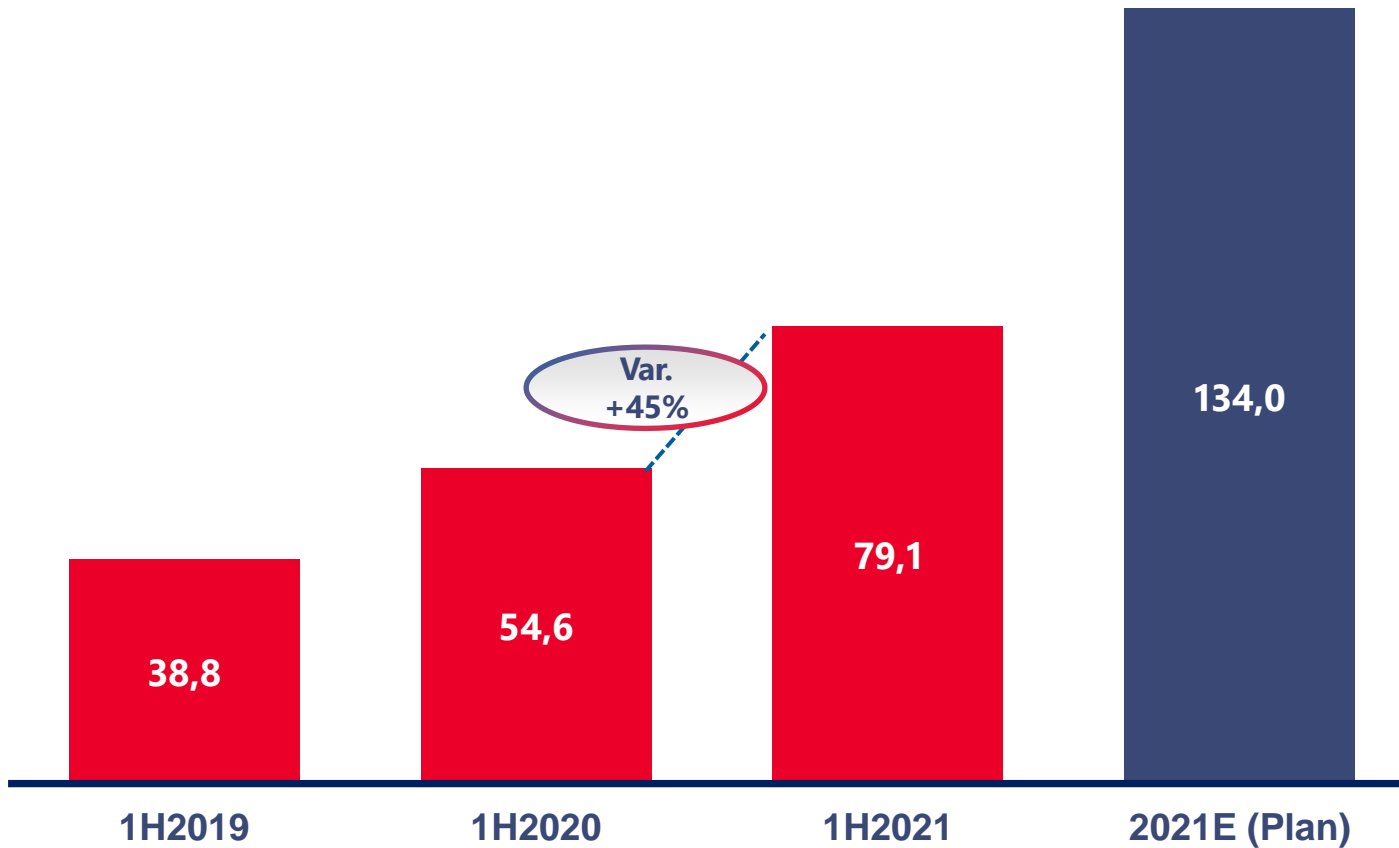
Financial Result as at 30th June 2021

Still in line with the Plan's targets during current half-year!

		TARGET 2021	1H2021 A	
Gross written Premiums	(€/mln)	134	79,1	✓
Net technical result	(€/mln)	12,7	7,6	✓
Net income	(€/mln)	11	7,2	✓
Net income adj.	(€/mln)	11,3	7,6	✓
Shareholders' equity	(€/mln)	71,5	85,3	✓
ROE	(%)	16,4	17,5	✓
Combined Ratio <i>(net of Reins.)</i>	(%)	71,5	67	✓
Solvency Ratio	(%)	~ 165-175	181,1	✓

Gross written Premiums

(€/ mln)



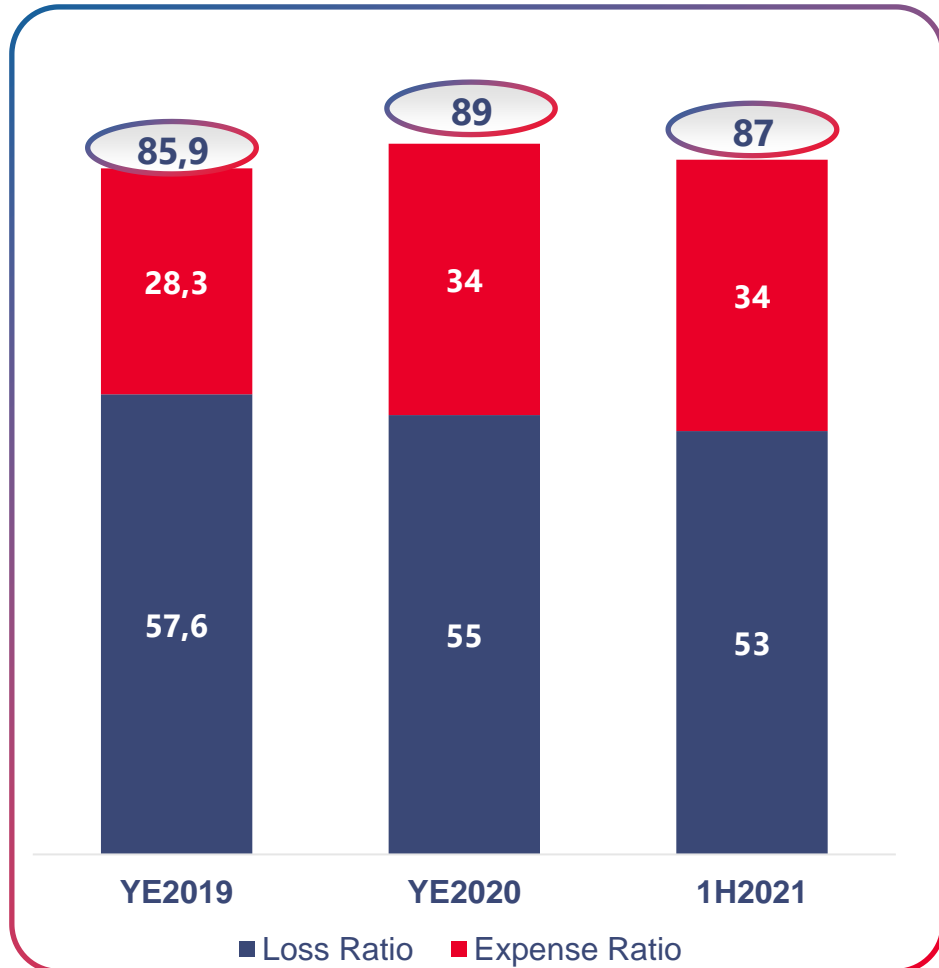
- ▶ **Increase in GWP (+45%)**
- ▶ **Excellent acceleration in development of all line of business**
- ▶ **Change percentage equal to +112% in Bancassurance GWP**
- ▶ **GWP level in line with Plan's estimates**

Combined Ratio

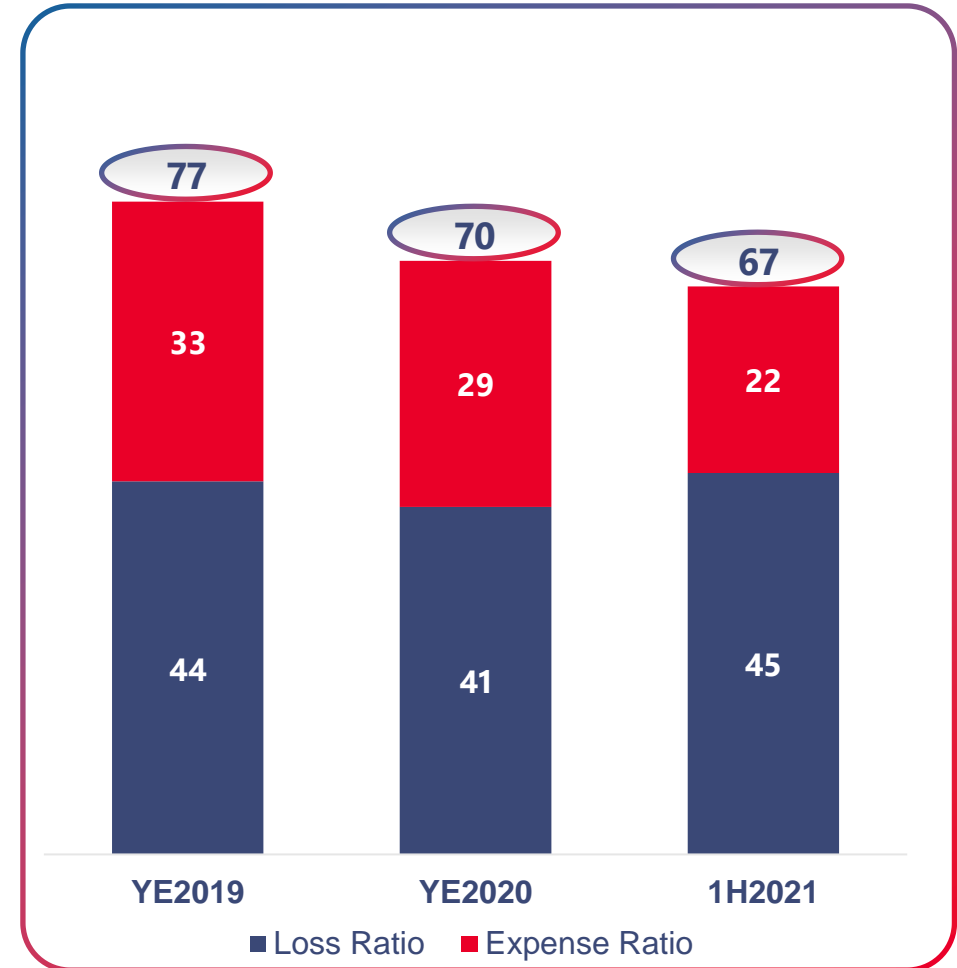
CoR in line with Plan's estimates

(%)

Gross of Reinsurance

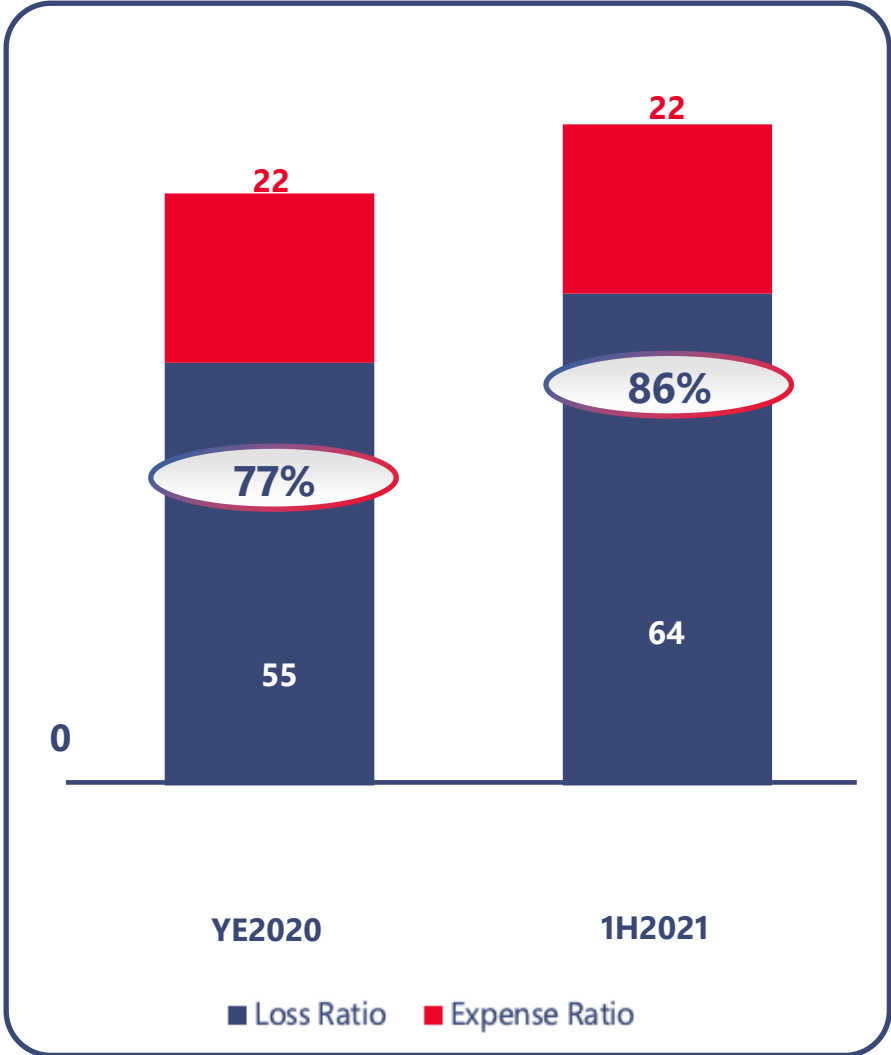


Net of Reinsurance

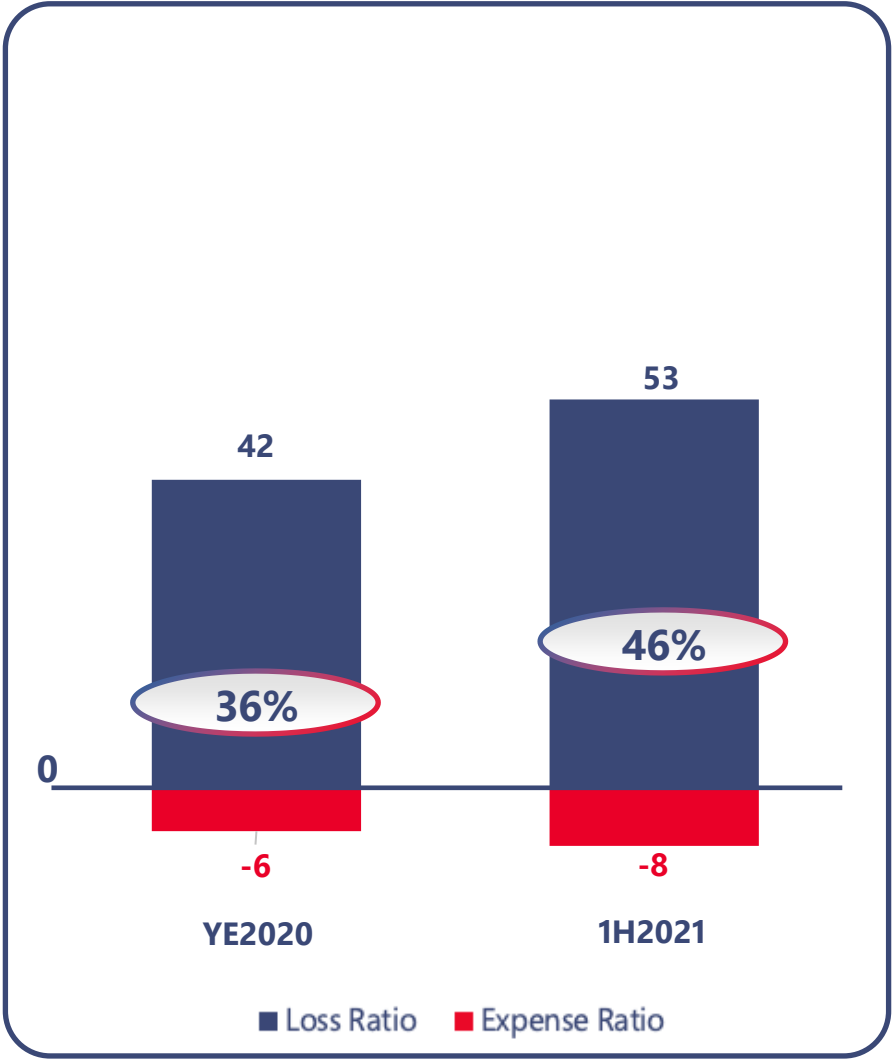


Combined Ratio – focus on CQ business

Gross of reinsurance

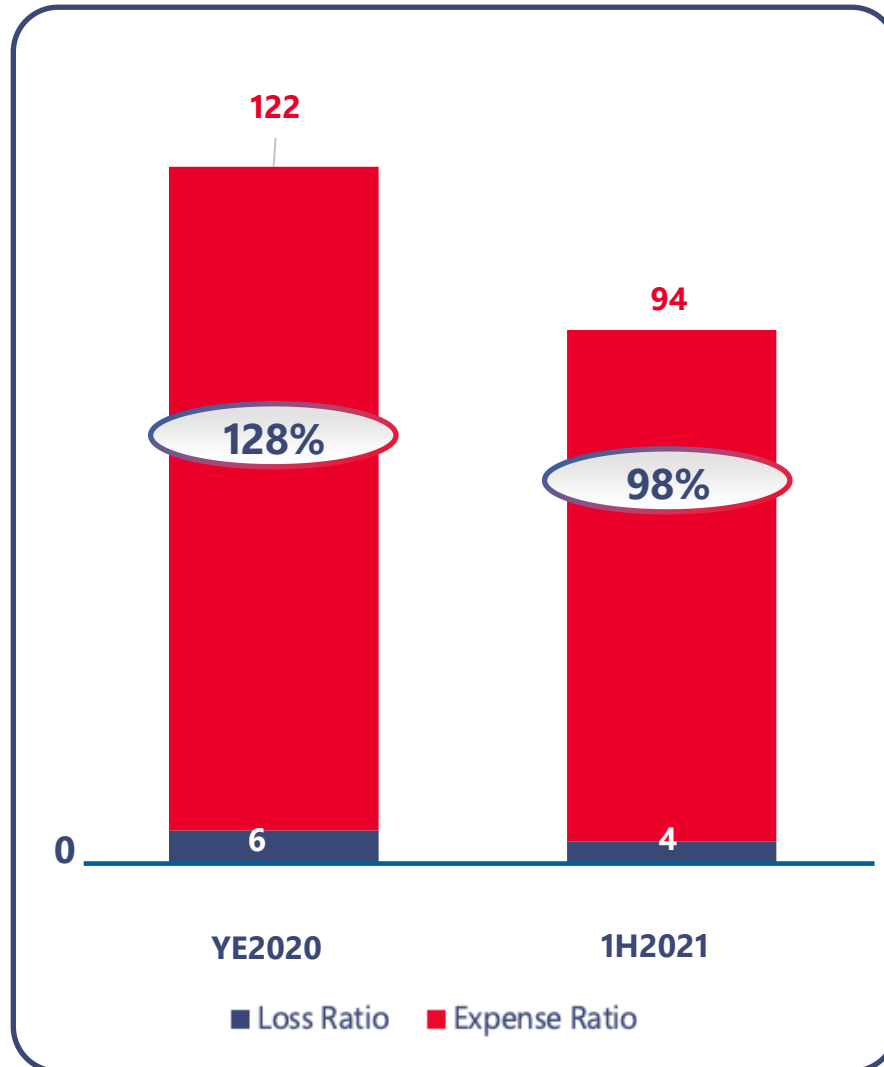


Net of reinsurance

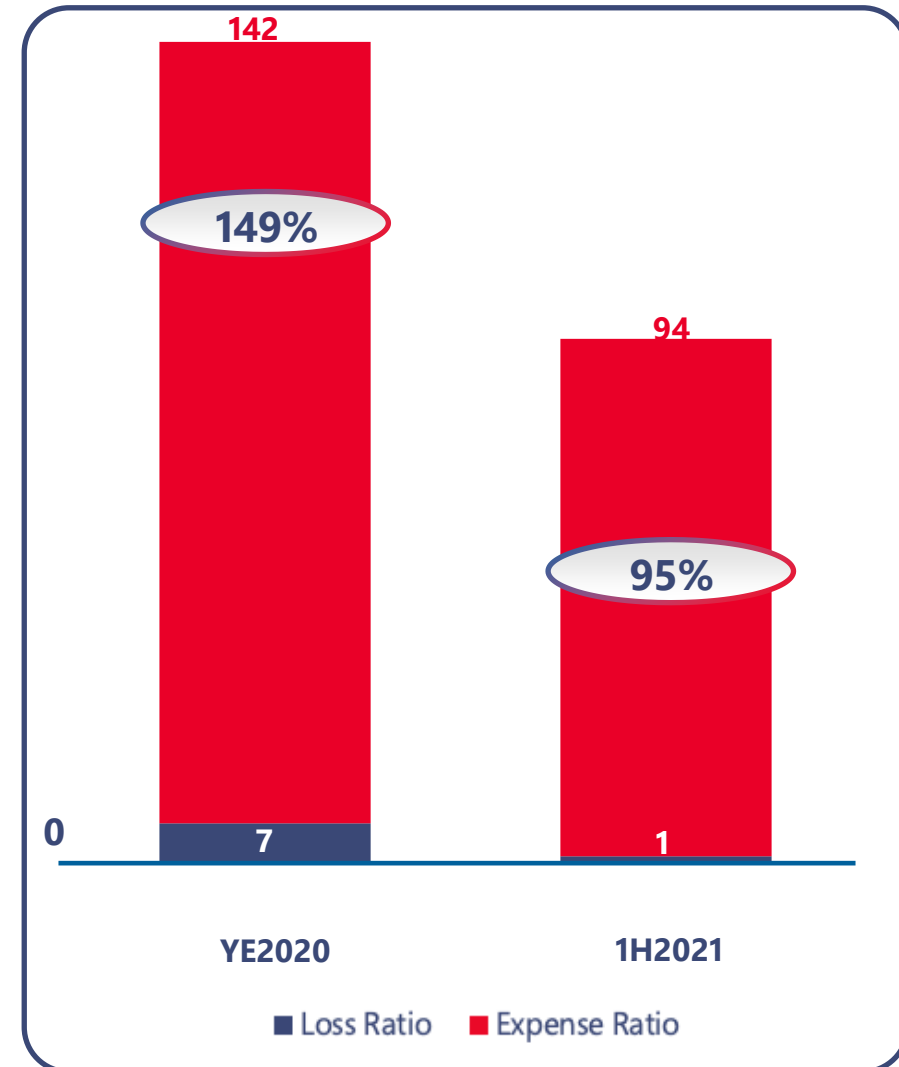


Combined Ratio – *focus on Bancassurance*

Gross of reinsurance

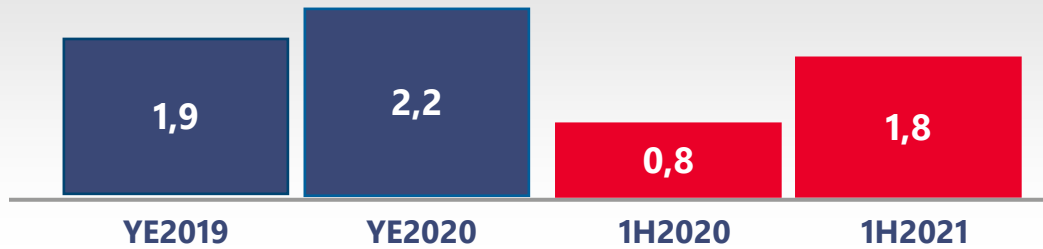


Net of reinsurance

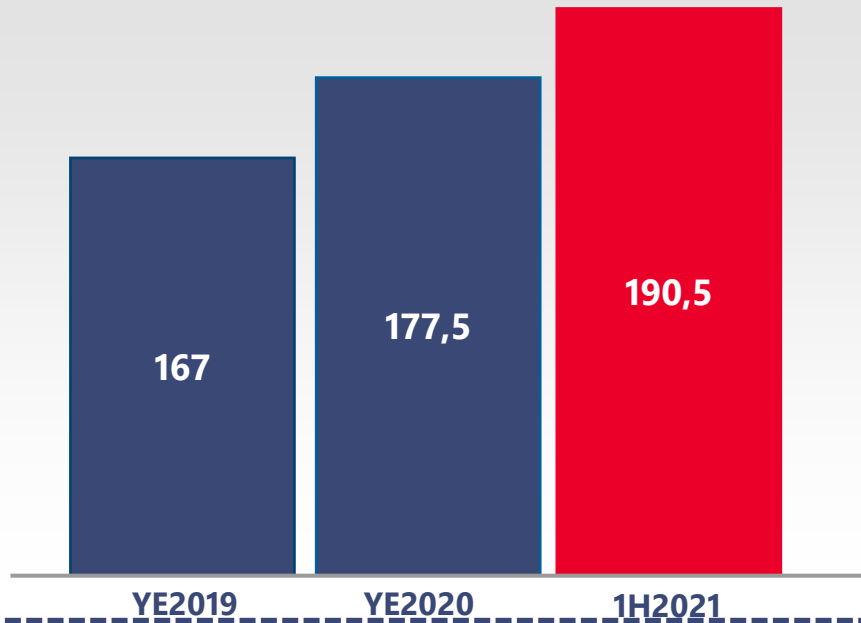


Investments

*Financial result
(€/mln)*

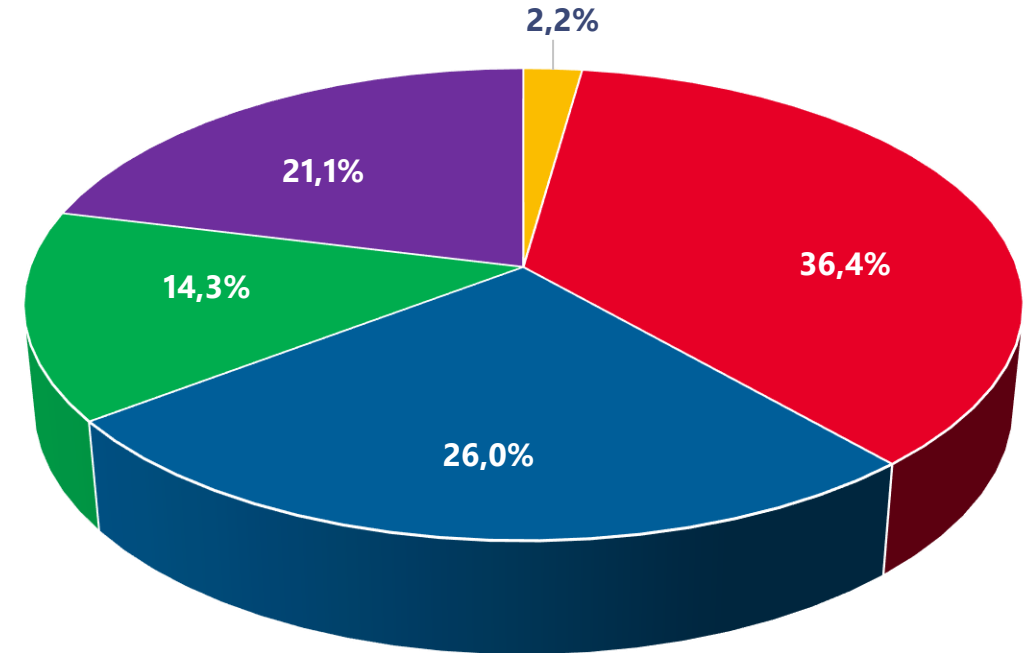


*Investments
(€/mln)*



*Very diversified asset allocation,
which generates further profits to
add on technical results*


Asset allocation



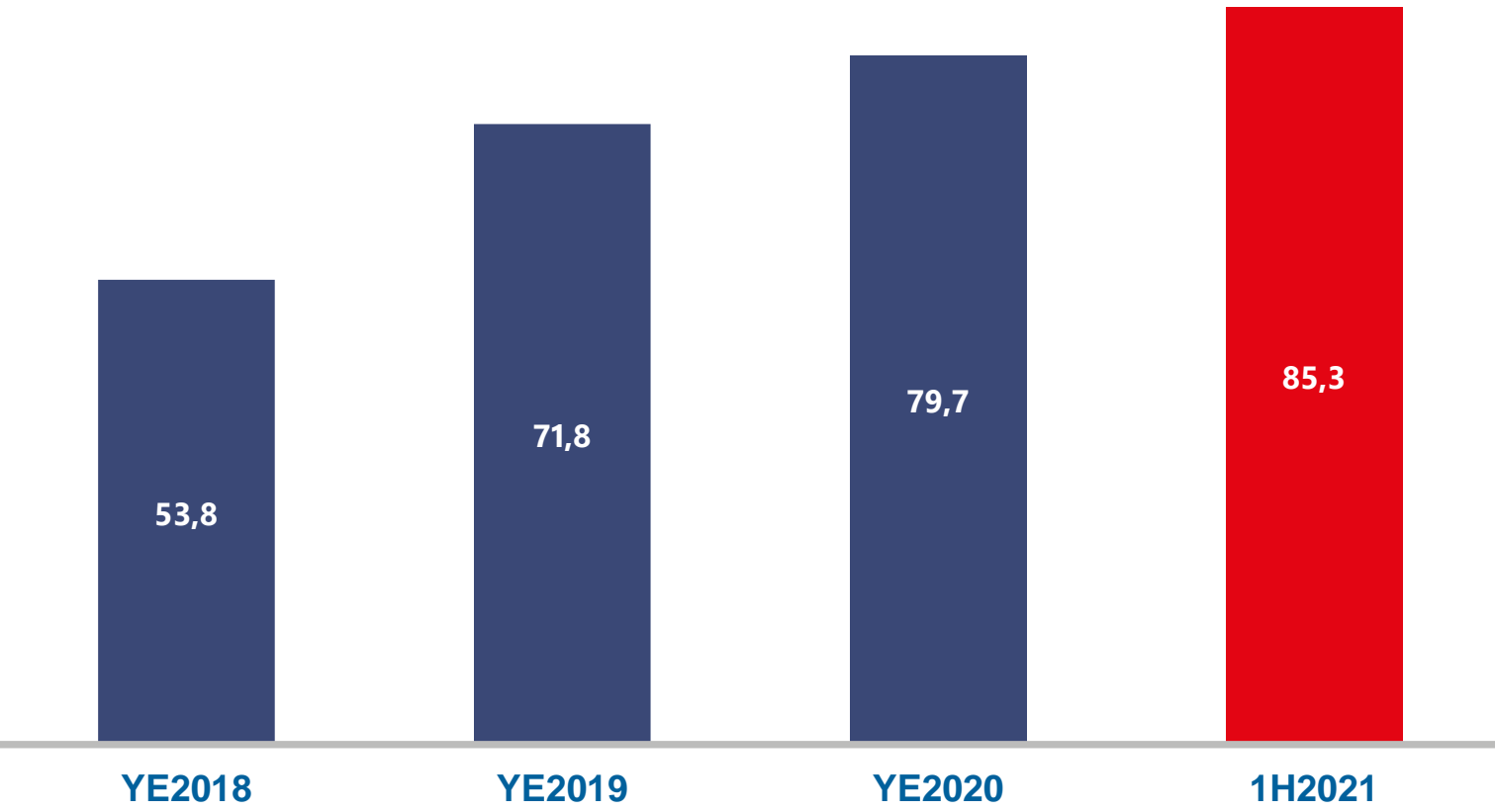
- Equity
 - Funds
 - Govies ITA
- Govies not ITA
 - Corporate bond

Shareholders' Equity

Total equity benefits from net income and already above Plan's estimates



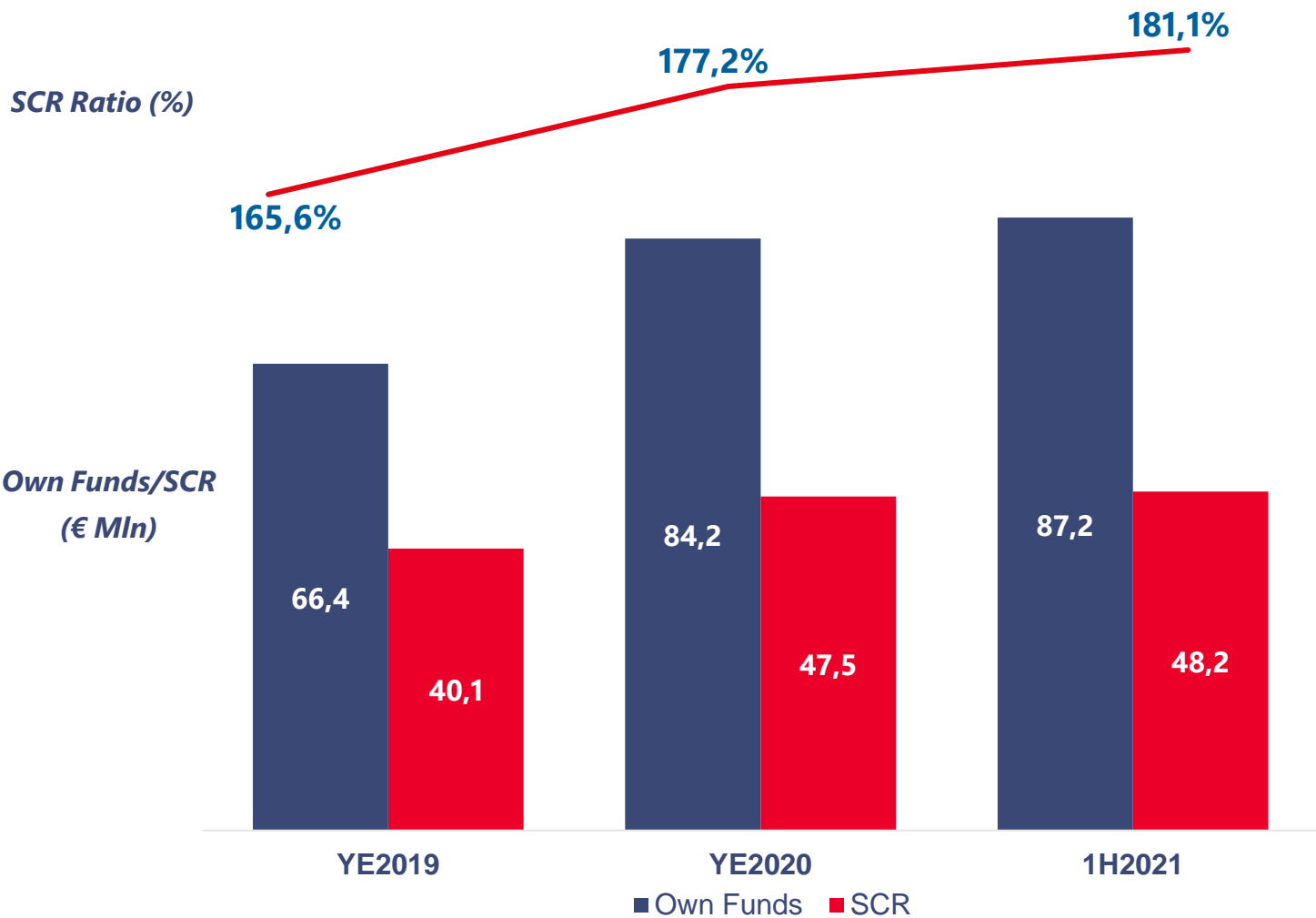
CAGR (BVPS) : 17,2%



CAGR : 20,3%

SCR Ratio – Net Insurance Group

*SCR Ratio level higher than
~ 165%-175%
(estimated in the Business Plan)*



- ▶ *Solvency position widely above regulatory minimum;*
- ▶ *Flexible capital structure which shows its strong resilience;*
- ▶ *SCR Ratio still up to Plan's estimates*

Some pictures Business model Pillars

Salary backed – loan (CQ business)

- ▶ Further confirmed **leadership** position where market share (around 30%) put in evidence **high standards quality and specialization**
- ▶ **Underwriting and repricing activities**, with the scope to strengthen equilibrium and prospective industrial profitability of this line of business
- ▶ Very good **technical results** reinforced during 1H2021
- ▶ **Diversified portfolio by employers sector** (private/public/parapublic) and built using accurate underwriting criteria and scoring systems; very low level of exposure in sectors most affected by pandemic
- ▶ **High portfolio quality subject to “double hedging system”** thanks to severance indemnity (“TFR”) and reinsurance program (2/3 of the business ceded to Reinsurer)

Bancassurance

2018

2019

2020

2021

SPARKASSE
CASSA DI RISPARMIO
(105 branches)

**BANCA POPOLARE
DI PUGLIA E BASILICATA**
(104 branches)

IBL Banca
(54 branches)

**BPSA BANCA POPOLARE
S. ANGELO**
(25 branches)

**Banca del Lazio
Popolare**
(60 branches)

ConfeserFIDI
Intermediario Finanziario Art. 106 TUB
(31 branches)

**Banca
Popolare
Pugliese**
(106 branches)

Blu Banca

Banco Desio
(243 branches)

Fides
Gruppo Banco Desio
(33 branches)

**Banca Popolare
Valconca**
(23 branches)

Banca Capasso
GRUPPO BANCARIO IBL BANCA
(7 branches)

**Banca di Sconto
e Conti Correnti**
di Santa Maria Capua Vetere S.p.A.
(3 branches)

**BANCA DI PIACENZA
LA NOSTRA BANCA**
(54 branches)

FIGENPA
Diamo credito al tuo mondo.
(30 branches)

Over no. 850 «points of sale» where NET's products are sold...
Net Insurance is becoming reference player in this sector!

Bancassurance

Distribution area



Protection solutions

The figure displays three protection solutions with corresponding icons:

- Protection Households** (Multirisk, Home, Health, Accident, PET): Represented by an icon of a house with two people.
- CPI** (Mortgages, Loans, business): Represented by an icon of a Euro symbol on a stack of coins.
- Protection Business** (Enterprise multirisk, Agricultural risk, Leasing): Represented by an icon of a building with a red exclamation mark.

Protection solutions dedicated to Person, Households and SMEs cover the entire national territory

Digital and Broker channel

Digital

- ▶ Signed **important agreement with Enel X**, the first Italian player on multiutilities
- ▶ **Obtained the certification ISO/IEC 27001:2013**, as main international standard principle
- ▶ Focus **on new products** dedicated to People (“mobility green” and dental with ForGreen) and dedicated to SMEs (cyber risk insurance coverage)
- ▶ NET is ready to start selling process **in freedom of service in Spain**, consolidating such partnership with Yolo

Broker retail

- ▶ It's a **complementary channel to bancassurance** in the insurance offer
- ▶ **signed new agreements with brokers** in a very targeted way and as to products to be distributed
- ▶ **New insurance solutions** (Health product, CAT risks)
- ▶ business increased in **niche markets risks (agricultural risks and suretyship)**

Other great results



A recent market analysis done by **Nielsen Sports agency** certified NET's **brand awareness**, which now is known within **24%** of Italian population (previous percentage equal to 19% in 2020), thanks to the sponsorship with FIGC and AIA



NET received during I semester 2021 the certification "**great place to work**"



Outlook 2021

Outlook 2021



Energetic activity of business "development" during this 3rd year of our Business Plan.
Finalised several projects during 1H2021



We are confident in future increase of demand in **CQ business**.
Bancassurance increases with a percentage above +110% in terms of gross written premiums (vs I semester 2020). New distribution agreements signed during this first part of the year...and other in pipeline!



In **digital** channel new agreements which allow to enlarge customer base

We do not observe any factors which could represent an obstacle in order to achieve all target's Plan expected in 2021

2021 Target Plan...


 **134**
Mln eur (GWP)

 **11,3**
Mln eur (net income adj.)

 **71,5**
Mln eur (total equity)

 **16,4%**
(ROE)

 **~ 165-175%**
(SCR Ratio)

 **71,5%**
(CoR net of Reins.)

Disclaimer

This Presentation (the "Presentation" or also the "Document") has been prepared by Net Insurance S.p.A. (the "Company", and if together with all its subsidiaries, the "Group"), solely for a presentation aim.

The Presentation does not constitute an offer or an invitation to subscribe or purchase securities in the United States, Australia, Canada or Japan or in any other jurisdiction where such an offer or solicitation would require the approval of local authorities or otherwise be unlawful (the "Other Countries").

The provision of this Document and all its information may be subject to restrictions in certain jurisdictions. Neither the Document nor any part of it or copy could be published, sent, transmitted or distributed, directly or indirectly in the United States, Australia, Canada or Japan. Every failure to this restriction might result in breach of the rules on the subject of local financial regulations. The distribution of the content of this Document in other jurisdictions could be limited by law and people in possession of this Document are required to inform themselves about these restrictions and to comply with them.

Please note that this Document and any part of it or its distribution can not form the basis and can not be relied on it in relation to a possible investment decision, as the Presentation and the information contained herein have been prepared purely for information purposes and they have no purpose or constitute in any way investment advice.

All data, opinions contained herein have been provided at the date of drafting of this Document and are subject to verification, completion and updates without prior notice; at this purpose, the Company doesn't undertake any obligation to provide updates or to send appropriate communications, preventive or subsequent, in the event that such updates occur or if such changes and additions become necessary and/or appropriate.

The Presentation does not intend to be all-encompassing.

The declarations contained herein have not been verified independently. No representation or warranty, either express or implied, is made as to, and no reliance should be placed on, the fairness, accuracy, completeness, correctness or reliability of the information contained herein. Neither the Company, nor any of its representatives shall accept any liability whatsoever (whether in negligence or otherwise), arising in any way in relation to such information and/or in relation to any loss arising from its use or otherwise arising in connection with this Presentation. The acceptance of this Document and the participation in its presentation imply and presuppose the acceptance of the terms to this disclaimer by the recipient.

This Presentation could include certain forward looking statements, projections, objectives and estimates reflecting the current views of the management of the Company with respect to future events. Forward looking statements, projections, objectives, estimates and forecasts are generally identifiable by the use of the words "may", "will", "should", "plan", "expect", "anticipate", "estimate", "believe", "intend", "project", "goal", or "target" or the negative of these words or other variations on these words or comparable terminology. These forward looking statements, objectives and estimates could include, but are not limited to, all statements other than statements of historical facts, including, without limitation, those regarding the Company's future financial position and results of operations, strategy, plans, target and future developments in the markets where the Company participates or is seeking to participate.

Due to such uncertainties and risks, readers are cautioned not to place undue reliance on such forward looking statements as a prediction of actual results. The Group's ability to achieve its projected objectives and/or results is dependent on many factors which are outside management's control. Actual results may differ materially from (and be more negative than) those projected or implied in the forward looking statements. Such forward looking information involves risks and uncertainties that could significantly affect expected results and is based on certain key assumptions, which, as reported before, have not been verified independently.

Thanks for your kind attention!

Contacts IR



+39 06 893261



investor.relations@netinsurance.it

